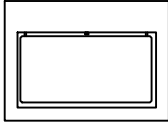


Self-Leveling Dispensers for

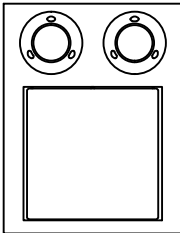
Cups, Saucers, Glasses, & Bowls
Heated and Unheated



CM-1020
CM-1020-D*
CM-1020-H



CM-2620-10
CM-2620-D-10*
CM-2620-H-10

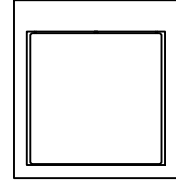


Capacities*** and Dimensions

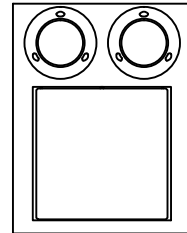
Model	Cups	Glasses	Bowls	Saucers	Length	Width	Height
CM-1020 CM-1020-D CM-1020-H	70	95	----	----	25 $\frac{3}{8}$ "	18 $\frac{1}{2}$ "	34 $\frac{1}{4}$ "
CM-2020 CM-2020-D CM-2020-H	140	190	96	----	25 $\frac{3}{8}$ "	27 $\frac{1}{2}$ "	34 $\frac{1}{4}$ "
CM-2620-10 CM-2620-D-10 CM-2620-H-10	140	----	----	140 (up to 5 $\frac{3}{4}$ " dia)	27 $\frac{1}{2}$ "	35 $\frac{1}{2}$ "	34 $\frac{1}{4}$ "**
CM-2620-20 CM-2620-D-20 CM-2620-H-20	140	----	----	140 (5 $\frac{7}{8}$ " to 7 $\frac{1}{4}$ " dia)	27 $\frac{1}{2}$ "	35 $\frac{1}{2}$ "	34 $\frac{1}{4}$ "**

** Height excludes flange & guide posts. Add 3 $\frac{1}{4}$ " for overall height.
*** Actual capacities vary with shape of object to be dispensed.

CM-2020
CM-2020-D*
CM-2020-H



CM-2620-20
CM-2620-D-20*
CM-2620-H-20



* Denotes door model

General Specifications

Caddy Magic self-leveling dispenser to be Caddy Corporation model CM-_____.

Unit to have 16 gauge stainless steel top with 2" turned down channel edge on 4 sides and welded finished corners. Exterior of cabinet to be stainless steel. Cabinet corners to be reinforced with 16 gauge stainless steel channels and to have full height extruded plastic vertical bumpers.

Bottom of cabinet to be 12 gauge stainless steel, rust resistant metal and to have 2-1/2" diameter center clean-out hole with a removable plug. Unit to be mounted on four 4" diameter swivel type casters with polyurethane tires.

Self-leveling mechanism to be cantilevered suspension type. Removable panel to be provided to permit easy calibration without the use of tools, for full load factors from 20 to 182 pounds and without prior identification of wares, irrespective of weight, height, or brand. Mechanism to be free of cables, chains, pulleys, sprockets, gears, levers, crank handles or components that may require periodic maintenance and lubrication.

Removable load platform to be 18 gauge stainless steel and secured to 16 gauge stainless steel angle support frame and a pair of cantilevered suspension arms. Suspension arms to be of rust-resistant 1/4" steel and to be securely guided by ball bearing rollers. Total stacking height to edge of top frame to be not less than 22".

Door model specifications:

Unit to have hinged pan-type stainless steel door to facilitate storage of empty racks. Door to match cabinet exterior and provided with vertical finger grip and self-latching mechanism.

Saucer model specifications:

Self-leveling cylinders to be field adjustable without the use of tools for china and plastic dishes without requiring prior identification, irrespective of weight, height, or brand. Calibrating mechanism to have multiple extension springs peripherally suspended from a circular storage bank. Selective engaging of springs with dish carrier assembly to permit balancing and dispensing of any load within range of model selected. Cylinders to have 18 gauge stainless steel raised top flange, in high luster finish, with three 3" high plastic guide posts equally spaced.

Unit to be provided with the following accessories:

Accessories

- ACC-63** - 5" diameter swivel casters with polyurethane tires in lieu of 4" diameter swivel casters. (Add 1-1/8" to height)
- ACC-41** - Caster brakes on two diagonal casters. (standard on heated units)
- ACC-50** - Perimeter bumpers with replaceable corner bumpers. (Add 1-1/4" to length and width)
- ACC-52** - Vertical corner bumpers only. Easy to replace. (Add 1-1/4" to length and width)

Continue to page 2 of 2 for heated unit specifications.

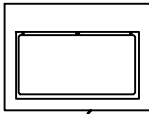
CADDY CORPORATION
509 Sharptown Road P.O. Box 345
Bridgeport, NJ 08014-0345
Tel: 856-467-4222 Fax: 856-467-5511
internet: www.caddycorp.com

Self-Leveling Dispensers for

**Cups, Saucers, Glasses, & Bowls
Heated and Unheated**



TOP VIEW



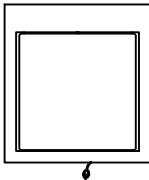
CM-1020-H



Electrical Data				NEMA	
Model	Volts	Phase	Amps	Plug	Outlet *
CM-1020-H	120	1	7.9	5-15P	5-15R
	208	1	4.6	6-15P	6-15R
	240	1	4.0	6-15P	6-15R

* Outlet not supplied by Caddy Corporation.

TOP VIEW



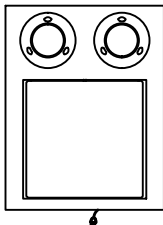
CM-2020-H



Electrical Data				NEMA	
Model	Volts	Phase	Amps	Plug	Outlet *
CM-2020-H	120	1	10.3	5-15P	5-15R
	208	1	6.0	6-15P	6-15R
	240	1	5.2	6-15P	6-15R

* Outlet not supplied by Caddy Corporation.

TOP VIEW



CM-2620-H-10
(SHOWN)



Electrical Data				NEMA	
Model	Volts	Phase	Amps	Plug	Outlet *
CM-2620-H-10 CM-2620-H-20	120	1	10.3	5-15P	5-15R
	208	1	6.0	6-15P	6-15R
	240	1	5.2	6-15P	6-15R

* Outlet not supplied by Caddy Corporation.

Heated model specifications:

Two diagonal casters to have foot brakes.

Electrical control box to be stainless steel and installed for easy removal for servicing. (Control box to be furnished with on/off switch with integral pilot light, with infinite Hi-Lo heat control for temperature settings 1 through 9, and a recessed male three-pronged NEMA twist-lock receptacle.) Elements to be stainless steel, tubular and of hi-intensity. Unit to be supplied with a 6'-0" long cord with a NEMA twist-lock female connector at one end and a three prong male plug at the other end. Heating elements of stainless steel, hi-intensity.

Heated units only to be certified by Intertek.



CADDY CORPORATION
 509 Sharptown Road P.O. Box 345
 Bridgeport, NJ 08014-0345
 Tel: 856-467-4222 Fax: 856-467-5511
 internet: www.caddycorp.com